

Supplementary materials for "Deep Learning for Seeing Through Window With Raindrops"

A. More results on the torque-based measure




Figure 1: Torque-based measure computed on different images. Rows from top to bottom: Input images, edge maps, and proposed measure map computed on input images.

B. More results on real images taken by mobile phones




Figure 2: Visual results of different methods on real-world images taken by mobile phones. The image were taken indoor or inside a car.




Figure 3: Visual results of different methods on real-world images taken by mobile phones. (Cont'd)

C. Visualization of the examples of attention maps



Figure 4: From left to right: Input, shape-driven attention A_s , attentive feature map F' , and two channel-attentive feature maps with different attention scores, all obtained on the 17th block.